





 ID/İÇ		 OD/DÇ		 WP/ÇB		 BP/PB		 BR/KY/r		 W/A		 L/B	
inch	mm	mm	BAR	PSI	BAR	PSI	mm	gr/mt	mt				
3/16"	4.8	10.7	25	363	100	1450	35	90	> 10				
1/4"	6.4	12.3	25	363	100	1450	45	105	> 10				
5/16"	8	13.9	20	290	80	1160	65	125	> 10				
3/8"	9.5	15.5	20	290	80	1160	75	150	> 10				
1/2"	12.7	19	16	232	64	928	90	200	> 10				
5/8"	16	22.6	16	232	64	928	115	255	> 10				
3/4"	19	25.8	12	174	48	696	135	305	> 10				
1"	25.4	33.2	12	174	48	696	165	455	> 10				