








|  ID/iÇ | |  OD/DÇ |  WP/ÇB | |  BP/PB | |  BR/KY/r |  W/A |  L/B |
|---|------|--|--|------|--|-------|---|--|--|
| inch | mm | mm | BAR | PSI | BAR | PSI | mm | gr/mt | mt |
| 5/8" | 16 | 28.7 | 420 | 6090 | 1680 | 24360 | 240 | 1335 | > 3 |
| 3/4" | 19 | 32 | 420 | 6090 | 1680 | 24360 | 280 | 1545 | Max. 61 |
| 1" | 25.4 | 38.4 | 380 | 5510 | 1520 | 22040 | 340 | 2140 | Max. 61 |
| 1 1/4" | 31.8 | 45.2 | 350 | 5075 | 1400 | 20300 | 460 | 2495 | Max. 61 |
| 1 1/2" | 38.1 | 53 | 290 | 4205 | 1160 | 16820 | 560 | 3325 | Max. 61 |
| 2" | 50.8 | 67.6 | 250 | 3625 | 1000 | 14500 | 700 | 4585 | Max. 61 |