






 ID/İÇ		 OD/DÇ		 WP/ÇB		 BP/PB		 VACCUM	 BR/KY/r	 W/A	 L/B
inch	mm	mm	BAR	PSI	BAR	PSI	BAR	mm	gr/mt	mt	
1/4"	6.4	12.2	225	3263	900	13050	-0.80	75	180	>10	
5/16"	8	13.6	215	3118	860	12470	-0.80	85	205	>10	
3/8"	9.5	15.5	180	2610	720	10440	-0.80	90	265	>10	
1/2"	12.7	19	160	2320	640	9280	-0.80	130	350	>10	
5/8"	16	22.4	130	1885	520	7540	-0.80	150	430	>10	
3/4"	19	25.8	105	1523	420	6090	-0.80	180	500	>10	
1"	25.4	33.4	88	1276	352	5104	-0.80	230	745	>10	