



 ID/iç		 OD/DÇ		 WP/ÇB		 BP/PB		 VACCUM		 BR/KY/r		 W/A		 L/B	
inch	mm	mm	BAR	PSI	BAR	PSI	BAR	mm	gr/mt	mt					
3/16"	4.8	13.3	415	6018	1650	23925	- 0.95	90	315	> 10					
1/4"	6.4	15	400	5800	1600	23200	- 0.95	100	400	> 10					
5/16"	8	16.5	350	5075	1400	20300	- 0.95	115	465	> 10					
3/8"	9.5	18.9	330	4785	1320	19140	- 0.95	130	575	> 10					
1/2"	12.7	22.2	275	3988	1100	15950	- 0.95	180	680	> 10					
5/8"	16	25.2	250	3625	1000	14500	- 0.95	205	800	> 10					
3/4"	19	29.2	215	3118	850	12325	- 0.80	240	985	> 10					
1"	25.4	37.2	165	2393	650	9425	- 0.80	300	1380	10-46					
1 1/4"	31.8	47.3	125	1813	500	7250	- 0.80	420	2035	10-46					
1 1/2"	38.1	53.7	90	1305	360	5220	- 0.80	500	2280	10-46					
2"	50.8	66.7	78	1131	310	4500	- 0.60	630	2970	10-46					
2 1/2"	63.5	79.3	69	1000	276	4000	- 0.60	760	4000	10-46					
3"	76.2	91.3	50	725	200	2900	- 0.60	900	4255	10-46					