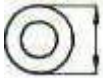





 ID/İÇ		 OD/DÇ	 WP/ÇB		 BP/PB		 BR/KY/r	 W/A	 L/B
inch	mm	mm	BAR	PSI	BAR	PSI	mm	gr/mt	mt
3/16	4,8	10,5	120	1740	480	6960	20	120	+10
1/4	6,4	11,5	120	1740	480	6960	25	155	+10
5/16	7,9	13,1	120	1740	480	6960	30	175	+10
3/8	9,5	14,8	100	1450	400	5800	40	210	+10
1/2	12,7	18	100	1450	400	5800	50	265	+10