






 ID/İÇ		 OD/DÇ		 WP/ÇB		 BP/PB		 VACCUM		 BR/KY/r		 W/A		 L/B	
inch	mm	mm	BAR	PSI	BAR	PSI	BAR	mm	gr/mt	mt					
3/4"	19	25.9	100	1450	400	5800	- 0.80	100	485	>10					
1"	25.4	33.5	100	1450	400	5800	- 0.80	160	755	10-46					
1 1/4"	31.8	40.9	100	1450	400	5800	- 0.80	210	1035	10-46					
1 1/2"	38.1	50.7	100	1450	400	5800	- 0.80	300	1705	10-46					
2"	50.8	63.4	100	1450	400	5800	- 0.80	400	2335	10-46					